



# **South Carolina Domestic Violence Fatality Report**

**Silent Witness Statistical Report on Victims of Domestic Murder  
from 2017**

**Shannon Palm  
October 2, 2018**

This year's ceremony will mark the twenty-first anniversary of Silent Witness.

In 2017, there were a total of 40 people murdered by a household member, according to the South Carolina<sup>12</sup> definition. Of those 40 people, 29 were women, constituting 72 percent of the total, and 11 were men, constituting 28 percent of the total.

The demographics of the victims were as follows: 65 percent were White, 32.5 percent were African American and 2.5 percent were Hispanic/Latino. The average age of these victims was 44 years old.

The Office of the Attorney General, through its VAWA program, collected the data by contacting every sheriff's office, coroner's office, police department and solicitor's office in the state. Those offices were provided with a victim information sheet to complete and asked to provide any incident reports related to domestic homicide victims. As always, these offices were gracious and provided this Office with an abundance of information. In addition, all information was cross-checked for accuracy with the records of the South Carolina Law Enforcement Division.

Twenty-three counties reported one or more domestic homicides for 2017.

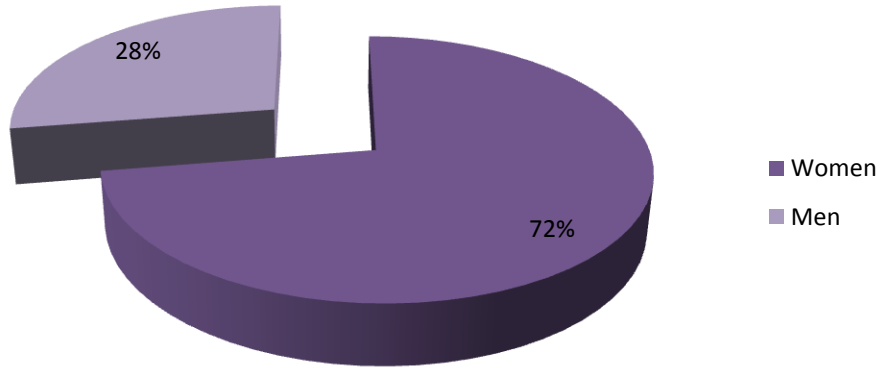
Guns were the primary weapon used in these homicides. In 55 percent of the cases, a gunshot wound was listed as the primary cause of death. Knives were used in 15 percent of the cases; 15 percent from striking by or against a fist or object; 12.5 percent were from strangulation, and 2.5 percent from other causes. Trial is pending for murder in 27 cases, 11 suspects died by suicide and 2 defendants pled guilty.

Following this summary are county-by-county statistics and statewide graphs depicting the statistics mentioned in this report.

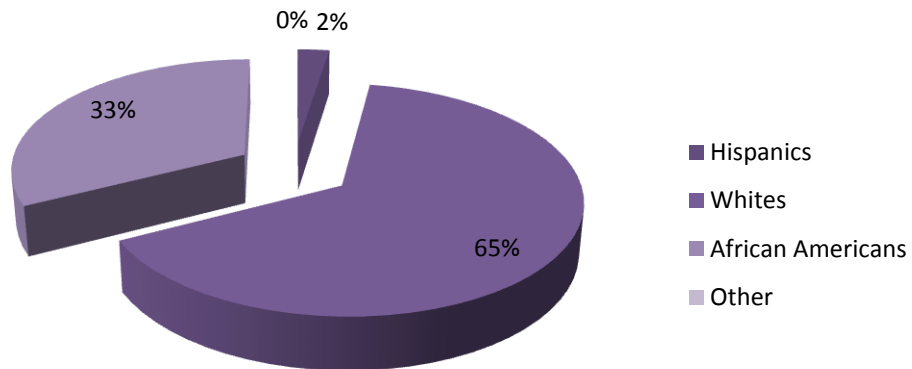
---

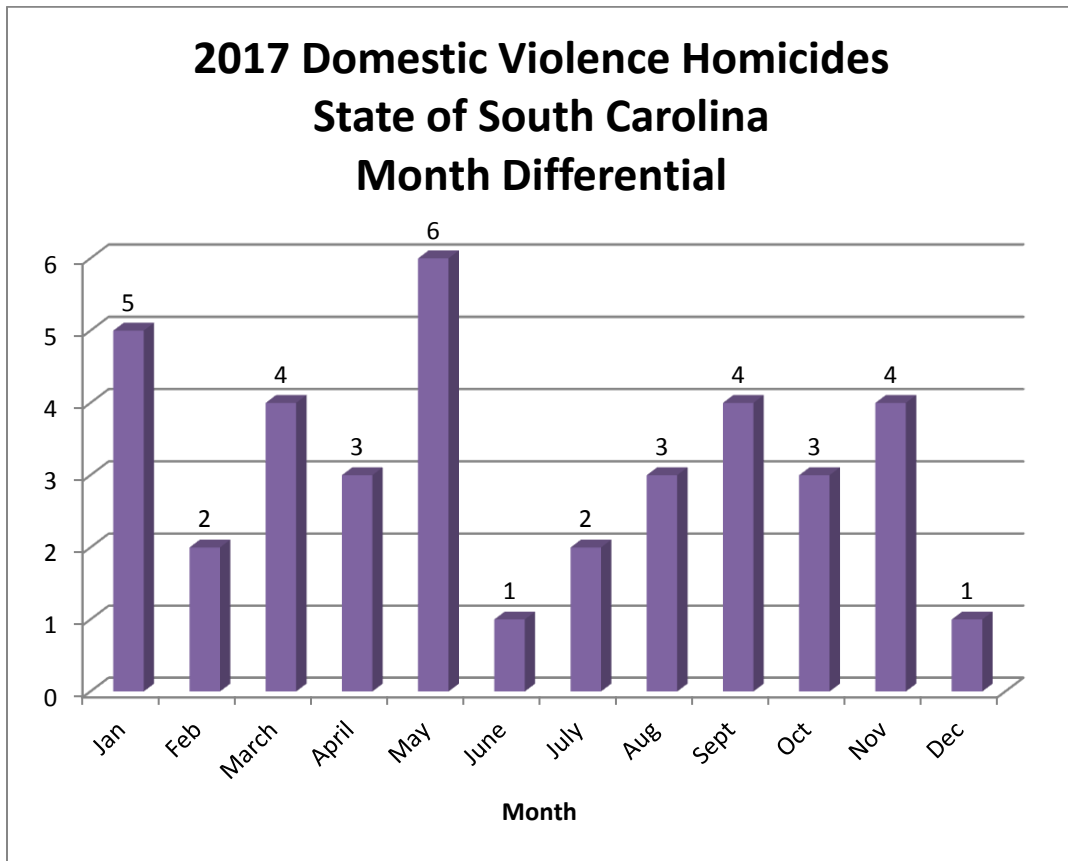
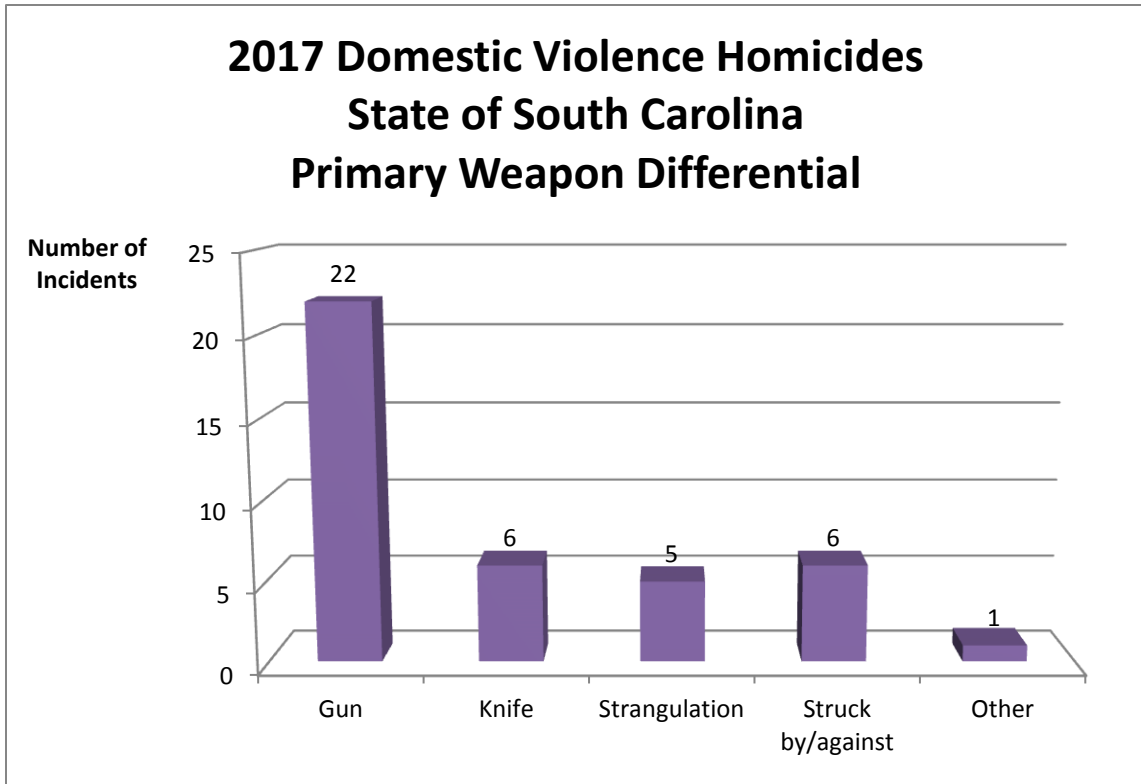
<sup>12</sup>S.C. Code §16-25-10 defines "household members" as spouses, former spouses, persons who have a child in common, or a male and female who are cohabiting or formerly have cohabited.

### 2017 Domestic Murders State of South Carolina Gender Differential



### 2017 Domestic Violence Homicides State of South Carolina Race Differential





County  
Statistics

**Abbeville**

Women:	0	Men:	0	Total:	0	Avg Age:
Whites:	0	Blacks:	0	Hispanic/Other:	0	
Gun:	0	Knife:	0	Struck by/Against	0	
Strangulation: Disposition:		Other:	0			

**Aiken**

Women:	0	Men:	0	Total:	0	Avg Age:
Whites:	0	Blacks:	0	Hispanic/Other:	0	
Gun:	0	Knife:	0	Struck by/Against	0	
Strangulation: Disposition:		Other:	0			

**Allendale**

Women:	0	Men:	0	Total:	0	Avg Age:
Whites:	0	Blacks:	0	Hispanic/Other:	0	
Gun:	0	Knife:	0	Struck by/Against	0	
Strangulation: Disposition:		Other:	0			

**Anderson**

Women:	0	Men:	1	Total:	1	Avg Age:	53
Whites:	1	Blacks:	0	Hispanic/Other:	0		
Gun:	0	Knife:	0	Struck by/Against	0		
Strangulation: Disposition:		Other:	1				

Trial pending-murder

**Bamberg**

Women:	0	Men:	0	Total:	0	Avg Age:
Whites:	0	Blacks:	0	Hispanic/Other:	0	
Gun:	0	Knife:	0	Struck by/Against	0	
Strangulation: Disposition:		Other:	0			

**Barnwell**

Women:	0	Men:	0	Total:	0	Avg Age:
Whites:	0	Blacks:	0	Hispanic/Other:	0	
Gun:	0	Knife:	0	Struck by/Against	0	
Strangulation: Disposition:		Other:	0			

Disposition:

**Beaufort**

Women: 1 Men: 0 Total: 1 Avg Age: 51  
 Whites: 0 Blacks: 1 Hispanic/Other: 0  
 Gun: 0 Knife: 0 Struck by/Against 1  
 Strangulation: Other: 0  
 Disposition: Trial pending-murder

**Berkeley**

Women: 1 Men: 1 Total: 2 Avg Age: 63  
 Whites: 0 Blacks: 0 Hispanic/Other: 0  
 Gun: 0 Knife: 0 Struck by/Against 0  
 Strangulation: Other: 0  
 Disposition: Trial pending-murder; Trial pending-murder

**Calhoun**

Women: 0 Men: 0 Total: 0 Avg Age:  
 Whites: 0 Blacks: 0 Hispanic/Other: 0  
 Gun: 0 Knife: 0 Struck by/Against 0  
 Strangulation: Other: 0  
 Disposition:

**Charleston**

Women: 2 Men: 0 Total: 2 Avg Age: 75  
 Whites: 2 Blacks: 0 Hispanic/Other: 0  
 Gun: 2 Knife: 0 Struck by/Against 0  
 Strangulation: Other: 0  
 Disposition: Trial pending-murder; Trial pending-murder, desecration of human remains

**Cherokee**

Women: 0 Men: 1 Total: 1 Avg Age: 51  
 Whites: 1 Blacks: 0 Hispanic/Other: 0  
 Gun: 0 Knife: 0 Struck by/Against 0  
 Strangulation: 1 Other: 0  
 Disposition: Trial pending-murder

**Chester**

Women: 0 Men: 0 Total: 0 Avg Age:  
 Whites: 0 Blacks: 0 Hispanic/Other: 0  
 Gun: 0 Knife: 0 Struck 0

				by/Against	
Strangulation:	Other:	0			
Disposition:					

**Chesterfield**

Women:	0	Men:	0	Total:	0	Avg Age:
Whites:	0	Blacks:	0	Hispanic/Other:	0	
Gun:	0	Knife:	0	Struck by/Against	0	
Strangulation:	Other:	0				
Disposition:						

**Clarendon**

Women:	0	Men:	0	Total:	0	Avg Age:
Whites:	0	Blacks:	0	Hispanic/Other:	0	
Gun:	0	Knife:	0	Struck by/Against	0	
Strangulation:	Other:	0				
Disposition:						

**Colleton**

Women:	0	Men:	0	Total:	0	Avg Age:
Whites:	0	Blacks:	0	Hispanic/Other:	0	
Gun:	0	Knife:	0	Struck by/Against	0	
Strangulation:	Other:	0				
Disposition:						

**Darlington**

Women:	0	Men:	2	Total:	2	Avg Age:	49
Whites:	2	Blacks:	0	Hispanic/Other:	0		
Gun:	1	Knife:	0	Struck by/Against	1		
Strangulation:	Other:	0					
Disposition:	Trial pending-murder; Died by suicide						

**Dillon**

Women:	0	Men:	0	Total:	0	Avg Age:
Whites:	0	Blacks:	0	Hispanic/Other:	0	
Gun:	0	Knife:	0	Struck by/Against	0	
Strangulation:	Other:	0				
Disposition:						

**Dorchester**

Women:	0	Men:	0	Total:	0	Avg Age:
Whites:	0	Blacks:	0	Hispanic/Other:	0	

Gun: 0 Knife: 0 Struck by/Against 0  
Strangulation: Other: 0  
Disposition:

**Edgefield**

Women: 0 Men: 0 Total: 0 Avg Age:  
Whites: 0 Blacks: 0 Hispanic/Other: 0  
Gun: 0 Knife: 0 Struck by/Against 0  
Strangulation: Other: 0  
Disposition:

**Fairfield**

Women: 1 Men: 1 Total: 2 Avg Age: 40  
Whites: 1 Blacks: 1 Hispanic/Other: 0  
Gun: 1 Knife: 0 Struck by/Against 0  
Strangulation: Other: 1  
Disposition: Trial pending (3 counts)-murder, 1st degree arson; Trial pending-murder

**Florence**

Women: 2 Men: 0 Total: 2 Avg Age: 43  
Whites: 0 Blacks: 0 Hispanic/Other: 0  
Gun: 1 Knife: 0 Struck by/Against 1  
Strangulation: Other: 0  
Disposition: Trial pending-murder; Trial pending-murder

**Georgetown**

Women: 1 Men: 1 Total: 2 Avg Age: 42  
Whites: 2 Blacks: 0 Hispanic/Other: 0  
Gun: 0 Knife: 1 Struck by/Against 0  
Strangulation: 1 Other: 0  
Disposition: Trial pending-murder, 2nd degree arson, desecration of human remains; Died by suicide

**Greenville**

Women: 4 Men: 0 Total: 4 Avg Age: 65  
Whites: 3 Blacks: 0 Hispanic/Other: 1  
Gun: 4 Knife: 0 Struck by/Against 0  
Strangulation: Other: 0  
Disposition: Died by suicide; Died by suicide; Murder (2 counts), Attempted murder (3 counts); Died by suicide



**Greenwood**

Women:	0	Men:	0	Total:	0	Avg Age:	
Whites:	0	Blacks:	0	Hispanic/Other:	0		
Gun:	0	Knife:	0	Struck by/Against	0		
Strangulation: Disposition:		Other:	0				

**Hampton**

Women:	1	Men:	0	Total:	1	Avg Age:	16
Whites:	0	Blacks:	1	Hispanic/Other:	0		
Gun:	1	Knife:	0	Struck by/Against	0		
Strangulation: Disposition:		Other:	0				

Trial pending-murder

**Horry**

Women:	3	Men:	1	Total:	4	Avg Age:	33
Whites:	1	Blacks:	3	Hispanic/Other:	0		
Gun:	2	Knife:	1	Struck by/Against	1		
Strangulation: Disposition:		Other:	0				

Trial pending-kidnapping, murder; Trial pending-murder; Died by suicide; Trial pending-murder

**Jasper**

Women:	0	Men:	1	Total:	1	Avg Age:	69
Whites:	1	Blacks:	0	Hispanic/Other:	0		
Gun:	1	Knife:	0	Struck by/Against	0		
Strangulation: Disposition:		Other:	0				

Died by suicide

**Kershaw**

Women:	0	Men:	0	Total:	0	Avg Age:	
Whites:	0	Blacks:	0	Hispanic/Other:	0		
Gun:	0	Knife:	0	Struck by/Against	0		
Strangulation: Disposition:		Other:	0				

**Lancaster**

Women:	1	Men:	0	Total:	1	Avg Age:	58
Whites:	1	Blacks:	0	Hispanic/Other:	0		
Gun:	0	Knife:	0	Struck by/Against	1		
Strangulation: Disposition:		Other:	0				

Disposition: Trial pending-murder, attempted murder

**Laurens**

Women: 0 Men: 0 Total: 0 Avg Age:  
Whites: 0 Blacks: 0 Hispanic/Other: 0  
Gun: 0 Knife: 0 Struck by/Against 0  
Strangulation: Other: 0  
Disposition:

**Lee**

Women: 0 Men: 0 Total: 0 Avg Age:  
Whites: 0 Blacks: 0 Hispanic/Other: 0  
Gun: 0 Knife: 0 Struck by/Against 0  
Strangulation: Other: 0  
Disposition:

**Lexington**

Women: 3 Men: 0 Total: 3 Avg Age: 30  
Whites: 2 Blacks: 1 Hispanic/Other: 0  
Gun: 2 Knife: 1 Struck by/Against 0  
Strangulation: Other: 0  
Disposition: Trial pending-murder; Trial pending-murder, destruction of human remains; Trial pending-murder

**Marion**

Women: 0 Men: 1 Total: 1 Avg Age: 53  
Whites: 1 Blacks: 0 Hispanic/Other: 0  
Gun: 1 Knife: 0 Struck by/Against 0  
Strangulation: Other: 0  
Disposition: Trial pending-murder, possession of a weapon during a violent crime

**Marlboro**

Women: 1 Men: 0 Total: 1 Avg Age: 40  
Whites: 1 Blacks: 0 Hispanic/Other: 0  
Gun: 0 Knife: 0 Struck by/Against 0  
Strangulation: 1 Other: 0  
Disposition: Died by suicide

**McCormick**

Women: 0 Men: 0 Total: 0 Avg Age:  
Whites: 0 Blacks: 0 Hispanic/Other: 0

Gun:	0	Knife:	0	Struck by/Against	0
Strangulation: Disposition:		Other:	0		

**Newberry**

Women:	0	Men:	0	Total:	0	Avg Age:	
Whites:	0	Blacks:	0	Hispanic/Other:	0		
Gun:	0	Knife:	0	Struck by/Against	0		
Strangulation: Disposition:		Other:	0				

**Oconee**

Women:	2	Men:	0	Total:	2	Avg Age:	34
Whites:	2	Blacks:	0	Hispanic/Other:	0		
Gun:	1	Knife:	0	Struck by/Against	0		
Strangulation: Disposition:	1	Other:	0				

Died by suicide; Trial pending-murder

**Orangeburg**

Women:	0	Men:	0	Total:	0	Avg Age:	
Whites:	0	Blacks:	0	Hispanic/Other:	0		
Gun:	0	Knife:	0	Struck by/Against	0		
Strangulation: Disposition:		Other:	0				

**Pickens**

Women:	0	Men:	0	Total:	0	Avg Age:	
Whites:	0	Blacks:	0	Hispanic/Other:	0		
Gun:	0	Knife:	0	Struck by/Against	0		
Strangulation: Disposition:		Other:	0				

**Richland**

Women:	3	Men:	0	Total:	3	Avg Age:	36
Whites:	1	Blacks:	2	Hispanic/Other:	0		
Gun:	2	Knife:	0	Struck by/Against	0		
Strangulation: Disposition:	1	Other:	0				

Trial pending-murder; Trial pending-murder; Trial pending-murder, possession of a weapon during a violent crime

**Saluda**

Report on Domestic Murder Victims from 2017

SP  
10-2-2018

Women:	0	Men:	0	Total:	0	Avg Age:	
Whites:	0	Blacks:	0	Hispanic/Other:	0		
Gun:	0	Knife:	0	Struck by/Against	0		
Strangulation: Disposition:		Other:	0				

**Spartanburg**

Women:	1	Men:	0	Total:	1	Avg Age:	40
Whites:	0	Blacks:	1	Hispanic/Other:	0		
Gun:	1	Knife:	0	Struck by/Against	0		
Strangulation: Disposition:		Other:	0				

Trial pending-murder

**Sumter**

Women:	1	Men:	1	Total:	2	Avg Age:	24
Whites:	1	Blacks:	1	Hispanic/Other:	0		
Gun:	1	Knife:	1	Struck by/Against	0		
Strangulation: Disposition:		Other:	0				

Trial pending-murder; Trial pending-murder, abduction, kidnapping

**Union**

Women:	0	Men:	0	Total:	0	Avg Age:	
Whites:	0	Blacks:	0	Hispanic/Other:	0		
Gun:	0	Knife:	0	Struck by/Against	0		
Strangulation: Disposition:		Other:	0				

**Williamsburg**

Women:	0	Men:	0	Total:	0	Avg Age:	
Whites:	0	Blacks:	0	Hispanic/Other:	0		
Gun:	0	Knife:	0	Struck by/Against	0		
Strangulation: Disposition:		Other:	0				

**York**

Women:	1	Men:	0	Total:	1	Avg Age:	26
Whites:	1	Blacks:	0	Hispanic/Other:	0		
Gun:	0	Knife:	1	Struck by/Against	0		
Strangulation: Disposition:		Other:	0				

Trial pending-murder, possession of a weapon during a violent crime

